CIERZO

CATALOGUE 2023

COMPRESSORS - AIR TREATMENT

COMPRESORES JOSVAL

Desde 1.958

Ed. 04 / 2023

Based on the enterprising character of the founders of our company and their spirit of cooperation, at the end of the 70s, Compresores JOSVAL decided to incorporate into our catalogue simpler and more practical compressor ranges from European partners who took over the DIY and hobby market thanks to the opening of borders and the end of import tariffs.

Today, in a global market in which there are no distances, we have added to our proposal the best Partners from all over the world, resulting in a complete DIY, Professional and Industrial Line united under our commercial brand CIERZO, maintaining the same premise as always: to provide each market with the right solution.

Our CIERZO catalogue includes Piston Compressors and Screw Compressors which are probably the best value for money on the market, including a series of articles necessary for a correct and complete treatment of compressed air such as: Cyclone Separators, Refrigeration Dryers, Air Tanks, Network Filters, Condensate Drains, as well as different complements and accessories for the consumption points.

Exposición en Zaragoza, 1970.

PISTON COMPRESSORS 4

- HOBBY 5
- CONSUMER 6
- PROFESSIONAL 8
- MOTOR DRIVEN 9
- HEADS 11

SOUNDPROOF PISTON COMPRESSORS 12

- 4UATTRO C 13
- DIVERSSO 15

SCREW COMPRESSORS 18

- CIERZO SCR 19
- NEW BANDAMA 26

SPECIAL APPLICATIONS 30

- TRINKEN 31
- THORDÖN 32
- AQUATIC 33

AIR TREATMENT 34

- CYCLONE SEPARATORS 35
- TANKS 35
- REFRIGERATION DRYERS 36
- LINE FILTERS 37
- CONDENSATE SEPARATOR 37
- ACCESSORIES 38

CONTROL AND COMMUNICATION 41

PISTON COMPRESSORS

Piston compressors now account for almost 80% of global sales worldwide. CIERZO piston compressors have become an indispensable tool for customers who appreciate their ease of installation, ease of operation, and especially their reliability and economical maintenance.

The CIERZO series comprises the most competitive range of piston compressors. Focused primarily on hobby or semi-professional use, they are the perfect solution for those who are looking for an economical compressor while maintaining the highest level of quality.

HOBBY

CONSUMER

PROFESSIONAL

MOTOR DRIVEN

HEADS

COMPRESORES JOSVAL

ASSENTO

TRENDY EVO

Air flow according to standard ISO 1217.

SINGLE-PHASE - oil-free

8 bar | 230 V | 50 Hz

Code	Model	HP	Kw	Lts	Cil./Et.	l/m	m³/h	r.p.m.	LxWxH mm	Kg.
5073114	TRENDY EVO	1,5	1,1	6	1/1	160	9,6	2450	380x300x520	11,5
5073116	ASSENTO	1,5	1,1	6	1/1	160	9,6	2450	380x320x480	10,5

SINGLE-PHASE

8 bar | 230 V | 50 Hz

Code	Model	HP	Kw	Lts	Cil./Et.	l/m	m³/h	r.p.m.	LxWxH mm	Kg.
5083027	NK-25	2	1,5	25	1/1	202	12,1	2800	610x280x560	26
5083057	NK-50	2	1,5	50	1/1	202	12,1	2800	740x370x700	31
5093058	NKV-50	3	2,2	50	2/1	357	21,4	2800	820x360x650	44

Compressors with a maximum pressure of 8 bar are factory set to a standard pressure of 6 bar minimum and 8 bar maximum.

NK-25

NKV-50

CHARACTERISTICS

- Cast iron cylinder for extended life and performance.
- Generously dimensioned fins for increased cooling.
- Double-supported cast iron crankshaft for greater stability.
- Reed valve plate with multiple air passages for increased air flow.
- Oversized pulley for optimum head cooling.
- High efficiency air filter.
- Low R.P.M. operation with low noise level.
- Pressure switch with thermostat (three-phase models only).
- End cooling manifold for improved thermal efficiency.

Pressure regulator with pressure gauge and connection with quick coupling (wheeled models).

SINGLE-PHASE
Belt drive

10 bar 230 V 50 Hz

Code	Model	HP	Kw	Lts	Cil./Et.	l/m	m³/h	r.p.m.	LxWxH mm	Kg
5081062	C-2/50M	2	1,5	50	2/1	261	15,6	1240	1010x360x730	50
5081072	C-2/100M	2	1,5	90	2/1	261	15,6	1240	1100x400x830	62
5090022	C-3/25M-AUT *	3	2,2	25	2/1	360	21	1500	740x320x660	39
5090052	C-3/50M	3	2,2	50	2/1	360	21	1500	1010x360x730	52
5090072	C-3/100M	3	2,2	90	2/1	360	21	1500	1100x400x830	64
5091066	C-3/150M	3	2,2	150	2/1	360	21	1500	1360x540x1060	90
5090082	C-3/200M - wheels	3	2,2	200	2/1	360	21	1500	1460x640x1140	106
5091086	C-3/200M - legs	3	2,2	200	2/1	360	21	1500	1420x470x1040	106

*AUTO: equipped with automatic valve, especially for painting or stippling.
Compressors with a maximum pressure of 10 bar are factory set at a standard pressure of 6 bar minimum and 8 bar maximum.

SINGLE-PHASE - VERTICAL TANK

Belt drive

10 bar | 230 V | 50 Hz

Code	Model	HP	Kw	Lts	Cil./Et.	l/m	m³/h	r.p.m.	LxWxH mm	Kg
5091176	C-V3/100M	3	2,2	90	2/1	350	21	1500	510x510x1150	55

C-V3/100M

C-3/200

C-3/50M

C-2/100 M

CHOOSE COMFORT AT YOUR WORKSTATION (200 lt. models)

Wheels

Legs

TRIPHASIC

Belt drive

10 bar | 380 V | 50 Hz

Code	Model	HP	Kw	Lts	Cil./Et.	l/m	m³/h	r.p.m.	LxWxH mm	Kg
5181073	C-2/100	2	1,5	90	2/1	261	15,6	1240	1100x400x830	62
5191056	C-3/50	3	2,2	50	2/1	360	21	1500	1010x360x730	52
5191067	C-3/150	3	2,2	150	2/1	360	21	1500	1360x540x1060	90
5191183	C-3/200 - ruedas	3	2,2	200	2/1	360	21	1500	1460x640x1140	106
5191187	C-3/200 - patas	3	2,2	200	2/1	360	21	1500	1420x470x1040	106

Compressors with a maximum pressure of 10 bar are factory set to a standard pressure of 6 bar minimum and 8 bar maximum.

PROFESSIONAL



Star-delta starter (Y-Δ) with integrated hourmeter

C-10/500-A

THREE-PHASE
Belt drive

10 bar | 400 V | 50 Hz

Code	Model	HP	Kw	Lts	Cil./Et.	l/m	m³/h	r.p.m.	LxWxH mm	Kg
5209196	C-4/270	4	3	270	2/2	500	30	980	1710x620x1300	156
5219078	C-5,5/100	5,5	4	90	2/2	612	36,7	1200	1150x550x900	112
5219199	C-5,5/270	5,5	4	270	2/2	612	36,7	1200	1710x620x1300	167
5229079	C-7,5/100	7,5	5,5	90	2/2	820	49,2	1200	1200x800x1300	135
5229070	C-7,5/100-AUT*	7,5	5,5	90	2/2	820	49,2	1200	1200x800x1300	145
5229199	C-7,5/270	7,5	5,5	270	2/2	820	49,2	1200	1710x620x1300	171
5229195	C-7,5/270-A**	7,5	5,5	270	2/2	820	49,2	1200	1710x620x1300	173
5229219	C-7,5/500	7,5	5,5	500	2/2	820	49,2	1200	1980x700x1500	231
5229225	C-7,5/500-A**	7,5	5,5	500	2/2	820	49,2	1200	1980x700x1500	236
5239209	C-10/270-AW****	10	7,5	270	2/2	1230	73,8	1250	1570x650x1280	160
5239219	C-10/500	10	7,5	500	2/2	1230	73,8	1250	1980x700x1500	269
5239225	C-10/500-A**	10	7,5	500	2/2	1230	73,8	1250	1980x700x1500	277
5219208	C-5,5/500-D***	2x5,5	2x4	500	4/2	2x612	2x36,7	1200	2000x650x1350	278
5229209	C-7,5/500-D***	2x7,5	2x5,5	500	4/2	2x820	2x49,2	1200	2000x650x1350	298

A: star-delta starter (Y-Δ) *AUT: equipped with automatic valve *D: duplex * ****AW: special tank width

C-5,5/270

C-V5,5/270

THREE-PHASE - VERTICAL TANK
BELT DRIVE

10 bar | 400 V | 50 Hz

Code	Model	HP	Kw	Lts	Cil./Et.	l/m	m³/h	r.p.m.	LxWxH mm	Kg
5219248	C-V5,5/270	5,5	4	270	2/2	612	36,7	1200	820x600x1840	131

Compressors with a maximum pressure of 10 bar are factory set at a standard pressure of 6 bar minimum and 8 bar maximum.

MOTOR DRIVEN

The most complete and efficient solution for those applications where there is no power supply (mobile workshops, agricultural activities, etc.). In addition, and thanks to their pneumatic wheels and the wide axle that separates them, they are ideal for their displacement.

C-5/22G

CHARACTERISTICS

Up to 21% reduction in fuel consumption and CO2 emissions from combustion, thanks to optimised transmissions. No loss of CHARACTERISTICS, maximising performance.

C-9/100G

C-13/300G AEB 2E

The tanks incorporated in these compressors are manufactured in accordance with European directives 2014/29/EU-. 2014/68/EU.

MOTOR DRIVEN - C

HONDA 10 bar 14 bar

Code	Model	HP	Model	Lts	Cil./Et.	l/m	m³/h	bar	r.p.m.	LxWxH mm	Kg
5217018	C-5/22G	5	GP160	22	2/1	290	17,4	10	1260	710x490x850	46
5237024	C-9/100G 2E	9	GX 270	90	2/2	612	36,7	14	1200	1170x700x1140	140
5237027	C-9/100G AEB 2E	9	GX 270	90	2/2	612	36,7	14	1200	1170x700x1140	150
5247197	C-13/300G AEB 2E	13	GX 390	300	2/2	1230	73,8	14	1250	1710x720x1300	231

*AEB: electric start by battery included with the compressor.
Compressors with a maximum pressure of 10 bar are factory set to a standard pressure of 6 bar minimum and 8 bar maximum.
Compressors with a maximum pressure of 14 bar are factory set to a standard pressure of 10 bar minimum and 12 bar maximum.

Compressors set to operate at altitudes equal to or less than 1000 metres above sea level. In case your equipment is going to work at a higher altitude, please notify Compresores Josval, S.L.

CHARACTERISTICS MOBIL C SERIES

- Special mobile workshops.
- Honda petrol engine.
- Battery electric starter (included in all models).
- Smoke evacuation pipe (Models 13HP).
- High performance electric generator (Models SINGLE and TOP-SH-).
- 50 litre capacity tank.
- Four outlets with quick connector:
  1x Direct for universal connector.
  1x Direct for 3/8" connector.
  1x Regulated and filtered for universal connector.
  1x Regulated, filtered and greased for 3/8" threaded connector.
- Ergonomic design ideal for vans and mobile workshops.

MOBIL TOP-C

MOBIL POTENZA-C

MOBIL EASY-C 2E

MOBIL SINGLE-C 2E

TOP Models with 13HP engine can be manufactured with single phase 6kVa or mixed 2kVa single phase and 7kVa THREE-PHASE generator.

Optional idle function.

MOTOR DRIVEN MOBIL - C SERIES

HONDA 14 bar

Code	Model	HP	Model	Vol/Kva	Lts	Cil./Et.	l/m	m³/h	bar	LxWxH mm	Kg
5237055	MOBIL EASY-C 2E	9	GX270	-	50	2/2	612	36,7	14	1130x500x935	170
5237058	MOBIL SINGLE-C 2E	9	GX270	230M/2	50	2/2	612	36,7	14	1200x500x980	215
5257055	MOBIL POTENZA-C -SH-	13	GX390	-	50	2/2	1230	73,8	14	1300X500X960	205
5257057	MOBIL TOP-C -SH-	13	GX390	230M/2 - 400T/7	50	2/2	1230	73,8	14	1200x500x980	220
5257057SP	MOBIL TOP-C -SH- 6KVA II	13	GX390	230M/6	50	2/2	1230	73,8	14	1200x500x980	220

Compressors with a maximum pressure of 14 bar are factory set to a standard pressure of 10 bar minimum and 12 bar maximum.

Compressors set to operate at altitudes equal to or less than 1000 metres above sea level. In case your equipment is going to work at a higher altitude, please notify Compresores Josval, S.L.

CHARACTERISTICS

- Cast iron cylinder for extended life and performance.
- Generously dimensioned fins for increased cooling.
- Double-supported cast iron crankshaft for stability.
- Lamella valve plate with multiple air passages for increased air flow.
- Robust, lightweight pulley for optimum head cooling.
- High efficiency air filter.
- Low RPM operation with low noise level.
- End cooling manifold for improved thermal performance.



HEADS

10 bar

Code	Model	HP	Kw	Cil./Et.	l/m	m³/h	aceite (l)	bar	r.p.m.	LxWxH mm	Kg
5607184	Fv-2	2	1,5	2/1	261	9,6	0,4	10	1240 *	300x240x360	11
5607194	Fv-3	3	2,2	2/1	360	21,6	0,4	10	1500 *	350x300x400	12
5605203	NF2E/5,5	5,5	4	2/2	612	36,7	1,6	10	1200 *	360x400x540	24
5605225	NF2E/7,5	7,5	5,5	2/2	820	49,2	1,3	10	1200 *	360x400x540	26
5605235	NF2E/10	10	7,5	2/2	1230	73,8	1,5	10	1250 *	400x510x620	54

* recommended r.p.m.

SOUNDPROOF PISTON COMPRESSORS

With the 4UATTRO C and DIVERSSO series, Compresores Josval offers a creative and functional solution for those cases where a very low noise level and/or limited space is required.

4UATTRO C

DIVERSSO

4UATTRO C

4UATTRO C10

CHARACTERISTICS

- High output, reliable, compact and robust compressor.
- Easy accessibility. Economical maintenance.
- Rotation direction control relay.
- Double electric fan for thermal evacuation. Triple electric fan on 10HP models.
- Alarm indicator light for direction of rotation control and fan malfunction.
- Thermostat for fan control.
- Analogue working hours counter.
- Teflon connection pipe.
- Pressure control tube (models without tank).
- Three versions available: floor standing, with tank and with tank and dryer.
- With cabin pre-filter (double filtration).

4UATTRO C7,5/270

4UATTRO - C SERIES

10 bar | 400 V | 50 Hz

Code	Model	HP	Kw	Ph	Lts	Cil./Et.	l/m	m³/h	r.p.m.	dB (A)	LxWxH mm	Kg
5098043	4UATTRO C3M	3	2,2	1	-	2/1	360	19,8	1500	63	655x530x660	75
5098283	4UATTRO C3M/150	3	2,2	1	150	2/1	360	19,8	1500	63	950x530x1210	117
5198043	4UATTRO C3	3	2,2	3	-	2/1	360	19,8	1500	63	655x530x660	75
5198283	4UATTRO C3/150	3	2,2	3	150	2/1	360	19,8	1500	63	950x530x1210	117
5218046	4UATTRO C5,5	5,5	4	3	-	2/2	612	36,7	1200	65	855x653x730	150
5218246	4UATTRO C5,5/270	5,5	4	3	270	2/2	612	36,7	1200	65	1170x653x1370	230
5228043	4UATTRO C7,5	7,5	5,5	3	-	2/2	820	49,2	1200	68	855x653x730	153
5228243	4UATTRO C7,5/270	7,5	5,5	3	270	2/2	820	49,2	1200	68	1170x653x1370	233
5228203	4UATTRO C7,5/500	7,5	5,5	3	500	2/2	820	49,2	1200	68	1930x700x1480	393
5238043	4UATTRO C10	10	7,5	3	-	2/2	1230	73,8	1250	69	885x700x900	195
5238213	4UATTRO C10/500	10	7,5	3	500	2/2	1230	73,8	1250	69	1930x700x1480	435

Compressors with a maximum pressure of 10 bar are factory set to a standard pressure of 6 bar minimum and 8 bar maximum.

4UATTRO C

RECOMMENDED AND OPTIONAL

BY-PASS KIT includes **EDS By-Pass dryer + mains pre-filter + electronic timed drain + stopcock + set of fittings for correct assembly.**

Code	Model
9110050	Kit by-pass

Air flow according to ISO 1217

Noise level according to CAGI-PNEUROP test code, measured outdoors at a distance of 1m.

Los depósitos que incorporan estos compresores están fabricados según las directivas europeas 2014/29/EU-2014/68/EU.

Pressure Control Tube
Direct connection to air circuit.

4UATTRO C10/500 -EDS-

4UATTRO - C SERIES (WITH DRYER)

10 bar · 400 V · 50 Hz

Code	Model	HP	Kw	Ph	Lts	Cil./ Et.	l/m	m³/h	r.p.m.	dB (A)	LxWxH mm	Kg
5098183	4UATTRO C3M/200 -EDS-	3	2,2	1	200	2/1	360	19,8	1500	63	1380x530x1220	154
5198183	4UATTRO C3/200 -EDS-	3	2,2	3	200	2/1	360	19,8	1500	63	1380x530x1220	154
5218214	4UATTRO C5,5/500 -EDS-	5,5	4	3	500	2/2	612	36,7	1200	65	1930x653x1370	297
5228213	4UATTRO C7,5/500 -EDS-	7,5	5,5	3	500	2/2	820	49,2	1200	68	1930x700x1480	300
5238215	4UATTRO C10/500 -EDS-	10	7,5	3	500	2/2	1230	73,8	1250	69	1930x700x1480	461

Compressors with a maximum pressure of 10 bar are factory set to a standard pressure of 6 bar minimum and 8 bar maximum.

DIVERSSO

DIVERSSO compressors have been manufactured as a solution for those cases where a very low noise level is required in a reduced space.

As a differential factor, the compressor head stands out for its high reliability, quality and high capacity, reaching up to 14 bar.

In addition, a complete star-delta starter is included to avoid high consumption at the start of each manoeuvre (5.5 and 10 HP models).

JOSVAL MADE IN SPAIN ORIGINAL

CHARACTERISTICS

- V-belt drive ensuring greater reliability and stability.
- On - off push buttons (1).
- Pressure switch.
- Thermostat for fan control.
- Glycerine pressure gauge.
- Analogue working hours counter (2).
- Sound-absorbing fairing.
- Special anti-vibration rubber pads.



- Pressure stabiliser tank for correct pressure switch reading (3).
- Thermal evacuation fans (4).
- Indicator lights (5).
- Rear cooler that improves and facilitates the operation of the air filters and dryers (6).
- Cabin air inlet pre-filters to extend the life of the compressor parts (7).
- Automatic belt tensioner (8).
- CLASSIC JOSVAL head.



14 bar
Maximum working pressure

DIVERSSO

14 bar | 400 V | 50 Hz

Code	Model	HP	Kw	Ph	Cil./ Et.	l/m	m³/h	r.p.m.	dB (A)	LxWxH mm	Kg
5198054	DIVERSSO 3	3	2,2	3	2/2	310	18,6	900	66	750x550x805	112
5218054	DIVERSSO 5,5 -YA-	5,5	4	3	2/2	600	36	900	70	800x600x850	150
5238054	DIVERSSO 10 -YA-	10	7,5	3	2/0	1050	63	900	70	950x650x920	165

RECOMMENDED AND OPTIONAL

Saturation indicator:
Marks the need for cartridge replacement.
Also available in version with differential pressure gauge.
Code: 5679702

Automatic condensate drain:
Code 5679701

OFFICIAL SERVICE JOSVAL INSTALLATION LEGALISATION JOSVAL OFFICIAL SERVICE



ENERGY+ SERIES OILS

Oil manufactured from selected base oils of extraordinary quality, to which the necessary additives are incorporated to increase resistance to oxidation, as well as to ensure good anti-wear properties and protection against corrosion. The Energy+ series offers unbeatable value for money. Formats available: 2 litre carafe and 208 litre drum.

FORTE SERIES OILS

Meet the most stringent requirements of our customers. Manufactured from the highest quality mineral base stocks and a range of high performance additives to provide exceptional equipment protection and reliability. They guarantee excellent protection against wear and tear, reducing maintenance costs by minimising problems and extending the useful life of the equipment. JOSVAL Compressors, as the manufacturer, recommends the use of the Forte series in particularly demanding environments and/or jobs. Available formats: 2 litre carafe.

FOOD GRADE SERIES OILS

Oils designed and manufactured under NSF H1 requirements, intended for piston compressors in certain clinical and food applications.

Formats available: 5 litre carafe.

MAINTENANCE INTERVALS FOR PISTON COMPRESSORS

Operation	Before 1st start-up	Weekly	Monthly	Every 250h or 6 months	Every 500h or annually
Oil level review	●	●			
Direction of rotation check	●				
Electric conexions adjust	●				
Drain tank		●			
Belt tensioning check				●	
Valve cleaning				●	
Suction filter cleaning			●		
Cabin cleaning				●	
Suction filter replacement				●	
Oil replacement					●
Overall compressor revision					●

SCREW COMPRESSORS

CIERZO screw compressors incorporate the last technological advances and they ensure a constant compressed air high quality supply, minimizing energy and lubricant consumption. Its reduced size minimize the necessary space for its installation.

The design of this compressors guarantees an easy access to the service points and its reduced number of moving parts further improve the maintenance costs.

CIERZO SCR

BANDAMA

CHARACTERISTICS

- Compact, robust, reliable and soundproofed screw compressor.
- Easy accessibility. Economical to maintain.
- Belt drive up to 20HP.
- Direct drive from 30HP.
- Low R.P.M. operation.
- Y-Δ star-delta starter (from 5,5HP).
- Variable speed drive from 10HP (optional).
- Intake valve with solenoid valve.
- Temperature sensor.
- Emergency stop button (2).

- TOUCH CONTROL BOARD (1) incorporating:
  + Rotor rotation direction control.
  + Temperature measurement and control.
  + Possibility of remote or local control.
  + Language selection (Spanish/English).
  + Multicontrol function (up to 16 compressors).
  + Protection system against blocking, phase failure, short circuits, unbalance and overload of the electric motor.
  + Control menu: start, stop and operation of the motor.
  + Time programming (calendar).
  + Programming by pressure.
  + Integration in SCADA.



STAR DELTA STARTER / INVERTER

The star-delta start is the recommended method for starting a THREE-PHASE motor from power ratings equal to or greater than 5.5hp, given that the current consumed by the motor during start-up is reduced, making it easier to start the compressor.

To guarantee the best energy efficiency, the incorporation of a variable speed drive is recommended. Variable speed compressors efficiently and reliably manage variations in the compressed air demand of the installation. These compressors regulate their work under load, optimising the correspondence between the effective air demand and its production. Our CIERZO SCR compressors optionally incorporate variable speed drives from 10hp upwards, providing low mechanical stress without sudden starts or stops, while guaranteeing significant energy savings.

CIERZO SCR
SMALL & MEDIUM INDUSTRY - BELT DRIVE SYSTEM

CIERZO SCR compressors driven by belt system have been designed to meet the demands of maximum efficiency and reliability, minimizing the maintenance costs.
This serie is orientated to small and medium enterprises where the air consumption is needed to be continuous, in special automotive worshops, paint booths and services.

CONTROL AND INSTRUMENTATION

V-belt drive ensures greater reliability and stability.

Automatic tensioner that guarantees transmission without losses.

Control board integrated in SCADA, programmable by calendar and pressures.

Electric fan.

High precision pressure sensor.

Steel piping.



HEAD COMPRESSOR

The rotors are the key element to produce air efficiently. Our compressor unit uses a 5-lobe male rotor (driver) and a 6-lobe female rotor (driven). These rotors guarantee higher air production, robustness and reliability.

The large rotors are designed to operate at lower RPMs and deliver compressed air more efficiently than smaller rotors. This results in significant energy savings and longer rotor life.

ELECTRIC MOTOR

All motors in the CIERZO SCR series are IE3 high-efficiency, IP55 protected and F-insulated. The optimised design of both the fan and the housing ensures optimum cooling and quiet operation. The cast iron housings make it easy to assemble the motor with the other components.

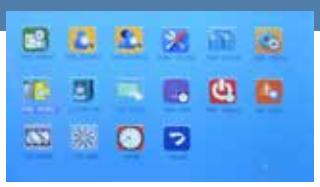

Integratable control board

Air-oil cooler



Pre-filter grids

Belt tensioner

CIERZO SCR
SMALL & MEDIUM INDUSTRY - BELT DRIVE SYSTEM

CIERZO SCR 10 BAR DIRECT START

10 bar | 400 V | 50 Hz

Code	Model	HP	Kw	Ph	Lts	l/m	m³/h	bar	dB (A)	BSP	LxWxH mm	Kg
5195302	CIERZO SCR 3M	3	2,2	1	-	270	16,2	10	58	½"	580x480x760	87
5195322	CIERZO SCR 3M-150	3	2,2	1	150	270	16,2	10	58	½"	950x520x1380	129
5195332	CIERZO SCR 3M-200 EDS	3	2,2	1	200	270	16,2	10	58	½"	1380x500x1320	166
5195303	CIERZO SCR 3	3	2,2	3	-	290	17,4	10	58	½"	580x480x760	87
5195323	CIERZO SCR 3-150	3	2,2	3	150	290	17,4	10	58	½"	950x520x1380	129
5195337	CIERZO SCR 3-200 EDS	3	2,2	3	200	290	17,4	10	58	½"	1380x500x1320	166

M = Single-phase versions

CIERZO SCR (WITHOUT TANK) 10 BAR STAR DELTA START (-YA-)

10 bar | 400 V | 50 Hz

Code	Model	HP	Kw	Ph	Lts	l/m	m³/h	bar	dB (A)	BSP	LxWxH mm	Kg
5215303	CIERZO SCR 5,5 -YA-	5,5	4	3	-	500	30	10	60	½"	580x480x800	130
5225303	CIERZO SCR 7,5 -YA-	7,5	5,5	3	-	750	45	10	63	¾"	960x880x1060	214
5235305	CIERZO SCR 10 -YA-	10	7,5	3	-	850	51	10	70	¾"	960x880x1060	239
5255305	CIERZO SCR 15 -YA-	15	11	3	-	1260	75,6	10	68	1"	1000x1000x1150	292
5265305	CIERZO SCR 20 -YA-	20	15	3	-	1960	117,6	10	70	1"	1000x1000x1150	321

CIERZO SCR (WITH TANK) 10 BAR STAR DELTA START (-YA-)

10 bar | 400 V | 50 Hz

Code	Model	HP	Kw	Ph	Lts	l/m	m³/h	bar	dB (A)	BSP	LxWxH mm	Kg
5215323	CIERZO SCR 5,5-150 -YA-	5,5	4	3	150	500	30	10	60	½"	950x520x1420	172
5225343	CIERZO SCR 7,5-270 -YA-	7,5	5,5	3	270	750	45	10	63	½"	1200x880x1690	275
5235345	CIERZO SCR 10-270 -YA-	10	7,5	3	270	850	51	10	70	½"	1200x880x1690	300
5255345	CIERZO SCR 15-270 -YA-	15	11	3	270	1260	75,6	10	68	½"	1200x1000x1780	340
5255355	CIERZO SCR 15-500 -YA-	15	11	3	500	1260	75,6	10	68	½"	1930x1000x1780	400
5265345	CIERZO SCR 20-270 -YA-	20	15	3	270	1960	117,6	10	70	½"	1200x1000x1780	370
5265355	CIERZO SCR 20-500 -YA-	20	15	3	500	1960	117,6	10	70	½"	1930x1000x1780	430

CIERZO SCR (WITH TANK and DRYER) 10 BAR STAR DELTA START (-YA-)

10 bar | 400 V | 50 Hz

Code	Model	HP	Kw	Ph	Lts	l/m	m³/h	bar	dB (A)	BSP	LxWxH mm	Kg
5215337	CIERZO SCR 5,5-200 -YA- EDS	5,5	4	3	200	500	30	10	60	½"	1380x500x1360	209
5225357	CIERZO SCR 7,5-500 -YA- EDS	7,5	5,5	3	500	750	45	10	63	½"	1930x880x1690	365
5235357	CIERZO SCR 10-500 -YA- EDS	10	7,5	3	500	850	51	10	70	½"	1930x880x1690	390
5255357	CIERZO SCR 15-500 -YA- EDS	15	11	3	500	1260	75,6	10	68	½"	1930x1000x1780	430
5265357	CIERZO SCR 20-500 -YA- EDS	20	15	3	500	1960	117,6	10	70	¾"	1930x1000x1780	470

Other tank versions are available on request.

CIERZO SCR
SMALL & MEDIUM INDUSTRY - BELT DRIVE SYSTEM

CIERZO SCR (WITHOUT TANK) 13 BAR
STAR DELTA START (-YA-)

13 bar | 400 V | 50 Hz

Code	Model	HP	Kw	Ph	Lts	l/m	m³/h	bar	dB (A)	BSP	LxWxH mm	Kg
5225306	CIERZO SCR 13bar 7,5 -YA-	7,5	5,5	3	-	590	35,4	13	63	¾"	960x880x1060	214
5235306	CIERZO SCR 13bar 10 -YA-	10	7,5	3	-	772	46,2	13	65	¾"	960x880x1060	239
5255306	CIERZO SCR 13bar 15 -YA-	15	11	3	-	1040	62,4	13	68	1"	1000x1000x1150	292
5265306	CIERZO SCR 13bar 20 -YA-	20	15	3	-	1780	106,8	13	70	1"	1000x1000x1150	321

CIERZO SCR (WITH TANK) 13 BAR
STAR DELTA START (-YA-)

13 bar | 400 V | 50 Hz

Code	Model	HP	Kw	Ph	Lts	l/m	m³/h	bar	dB (A)	BSP	LxWxH mm	Kg
5225346	CIERZO SCR 13bar 7,5-270 -YA-	7,5	5,5	3	270	590	35,4	13	63	½"	1200x880x1690	275
5235346	CIERZO SCR 13bar 10-270 -YA-	10	7,5	3	270	772	46,2	13	65	½"	1200x880x1690	300
5255346	CIERZO SCR 13bar 15-270 -YA-	15	11	3	270	1040	62,4	13	68	½"	1200x1000x1780	340
5255356	CIERZO SCR 13bar 15-500 -YA-	15	11	3	500	1040	62,4	13	68	½"	1930x1000x1780	400
5265346	CIERZO SCR 13bar 20-270 -YA-	20	15	3	270	1780	106,8	13	70	½"	1200x1000x1780	370
5235356	CIERZO SCR 13bar 20-500 -YA-	20	15	3	500	1780	106,8	13	70	½"	1930x1000x1780	430

CIERZO SCR (WITH TANK and DRYER) 13 BAR
STAR DELTA START (-YA-)

13 bar | 400 V | 50 Hz

Code	Model	HP	Kw	Ph	Lts	l/m	m³/h	bar	dB (A)	BSP	LxWxH mm	Kg
5225358	CIERZO SCR 13bar 7,5-500 -YA- EDS	7,5	5,5	3	500	590	35,4	13	63	½"	1930x880x1690	365
5235358	CIERZO SCR 13bar 10-500 -YA- EDS	10	7,5	3	500	772	46,2	13	65	½"	1930x880x1690	390
5255358	CIERZO SCR 13bar 15-500 -YA- EDS	15	11	3	500	1040	62,4	13	68	½"	1930x1000x1780	430
5265358	CIERZO SCR 13bar 20-500 -YA- EDS	20	15	3	500	1780	106,8	13	70	¾"	1930x1000x1780	470

Other tank versions are available on request.

- INVERTER -

CIERZO SCR (WITHOUT TANK) 10 BAR INVERTER

10 bar | 400 V | 50 Hz

Code	Model	HP	Kw	Ph	Lts	l/m (max-min)	m³/h (max-min)	bar	dB (A)	BSP	LxWxH mm	Kg
5235315	CIERZO SCR 10 -VV-	10	7,5	3	-	850-420	51-25	10	70	¾"	960x880x1060	242
5255315	CIERZO SCR 15 -VV-	15	11	3	-	1260-630	75,6-37,8	10	68	1"	1000x1000x1150	294
5265315	CIERZO SCR 20 -VV-	20	15	3	-	1960-980	117,6-58,8	10	70	1"	1000x1000x1150	324

CIERZO SCR (WITH TANK) 10 BAR INVERTER

10 bar | 400 V | 50 Hz

Code	Model	HP	Kw	Ph	Lts	l/m (max-min)	m³/h (max-min)	bar	dB (A)	BSP	LxWxH mm	Kg
5235355F	CIERZO SCR 10-500 -VV-	10	7,5	3	500	850-420	51-25	10	70	½"	1930x880x1690	350
5255355F	CIERZO SCR 15-500 -VV-	15	11	3	500	1260-630	75,6-37,8	10	68	½"	1930x1000x1780	410
5265355F	CIERZO SCR 20-500 -VV-	20	15	3	500	1960-980	117,6-58,8	10	70	¾"	1930x1000x1780	440

CIERZO SCR (WITH TANK and DRYER) 10 BAR INVERTER

10 bar | 400 V | 50 Hz

Code	Model	HP	Kw	Ph	Lts	l/m (max-min)	m³/h (max-min)	bar	dB (A)	BSP	LxWxH mm	Kg
5235357F	CIERZO SCR 10-500 -VV- EDS	10	7,5	3	500	850-420	51-25	10	70	½"	1930x880x1690	400
5255357F	CIERZO SCR 15-500 -VV- EDS	15	11	3	500	1260-630	75,6-37,8	10	68	½"	1930x1000x1780	440
5265357F	CIERZO SCR 20-500 -VV- EDS	20	15	3	500	1960-980	117,6-58,8	10	70	¾"	1930x1000x1780	480

CIERZO SCR (WITHOUT TANK) 13 BAR INVERTER

13 bar | 400 V | 50 Hz

Code	Model	HP	Kw	Ph	Lts	l/m (max-min)	m³/h (max-min)	bar	dB (A)	BSP	LxWxH mm	Kg
5235316	CIERZO SCR 13bar 10 -VV-	10	7,5	3	-	772-385	46,2-23,1	13	65	¾"	960x880x1060	242
5255316	CIERZO SCR 13bar 15 -VV-	15	11	3	-	1040-520	62,4-31,2	13	68	1"	1000x1000x1150	294
5265316	CIERZO SCR 13bar 20 -VV-	20	15	3	-	1780-790	106,8-53,4	13	70	1"	1000x1000x1150	324

CIERZO SCR (WITH TANK) 13 BAR INVERTER

13 bar | 400 V | 50 Hz

Code	Model	HP	Kw	Ph	Lts	l/m (max-min)	m³/h (max-min)	bar	dB (A)	BSP	LxWxH mm	Kg
5235356F	CIERZO SCR 13bar 10-500 -VV-	10	7,5	3	500	772-385	46,2-23,1	13	65	½"	1930x880x1690	350
5255356F	CIERZO SCR 13bar 15-500 -VV-	15	11	3	500	1040-520	62,4-31,2	13	68	½"	1930x1000x1780	410
5265356F	CIERZO SCR 13bar 20-500 -VV-	20	15	3	500	1780-790	106,8-53,4	13	70	¾"	1930x1000x1780	440

CIERZO SCR (WITH TANK Y SECADOR) 13 BAR INVERTER

13 bar | 400 V | 50 Hz

Code	Model	HP	Kw	Ph	Lts	l/m (max-min)	m³/h (max-min)	bar	dB (A)	BSP	LxWxH mm	Kg
5235358F	CIERZO SCR 13bar 10-500 -VV- EDS	10	7,5	3	500	772-385	46,2-23,1	13	65	½"	1930x880x1690	400
5255358F	CIERZO SCR 13bar 15-500 -VV- EDS	15	11	3	500	1040-520	62,4-31,2	13	68	½"	1930x1000x1780	440
5265358F	CIERZO SCR 13bar 20-500 -VV- EDS	20	15	3	500	1780-790	106,8-53,4	13	70	¾"	1930x1000x1780	480

CIERZO SCR
BIG INDUSTRY - DIRECT DRIVE

CIERZO SCR serie developed for the big industry, are compressors dotated with inverter and direct drive system 1:1. They look for the maximum efficiency of a daily use of the compressor, generating savings on the client's energetic invoice.

About their principal features, we could mention: compressor's controller with a touch screen which can be integrated on the client's SCADA, free multicontrol up to 16 compressors in serial production, reduced environmental footprint, wide pannel which allow an easy and premium accesibility.

CHARACTERISTICS

- Star-delta starter (Y-Δ) or inverter system - VV.
- Latest generation rotor with 5:6 profile.
- Direct transmission system, without gears or belts.
- Low consumption and high efficiency electric motor IE3.
- Low noise level.
- High efficiency air filter.
- Efficient, robust and reliable screw compressor.
- Easy and quick access. Economical maintenance.
- State-of-the-art touch screen control board with powerful software allowing almost infinite configuration options.

The control panel, governed by the electronic control board, informs us at all times of the status of the compressor (operating temperature, working hours, maintenance interval, existing pressure, operating mode, etc.). It also allows remote start-up and shut-down with programming and integration in SCADA, as well as various other functionalities.

CIERZO SCR DIRECT DRIVE 1:1
STAR DELTA (-YA-)

Code	Model	HP	Kw	l/m	m³/h	bar (8 bar / 10 bar)	dB (A)	BSP	LxWxH mm	Kg
5305305	CIERZO SCR 30-B YA	30	22	2910	174,6	10	70	1"	1350x900x1290	466
5315305	CIERZO SCR 40-B YA	40	30	4000	240	10	72	1 ¼"	1600x980x1350	580
5325305	CIERZO SCR 50-B YA	50	37	5200	312	10	72	1 ¼"	1600x980x1350	630
5335304	CIERZO SCR 60-A YA	60	45	7200	432	8	72	1 ½"	1750x1050x1520	894
5335305	CIERZO SCR 60-B YA			6120	367,2	10				
5345304	CIERZO SCR 75-A YA	75	55	9250	600	22685	72	1 ½"	1750x1050x1520	995
5345305	CIERZO SCR 75-B YA			7530	451,8	10				
5355304	CIERZO SCR 100-A YA	100	75	12300	792	23855	72	2"	1960x1100x1620	1240
5355305	CIERZO SCR 100-B YA			10700	642	10				

CIERZO SCR
BIG INDUSTRY - DIRECT DRIVE

CIERZO SCR DIRECT DRIVE 1:1 INVERTER

10 bar | 13 bar | 400 V | 50 Hz

Code	Model	HP	Kw	l/m (max-min)	m³/h (max-min)	bar	dB (A)	BSP	LxWxH mm	Kg
5305315	CIERZO SCR 30-B VV	30	22	2910-1455	174,6-87,3	10	70	1"	1350x900x1290	476
5305316	CIERZO SCR 30-C VV			2480-1240	148,8-74,4	13				
5315315	CIERZO SCR 40-B VV	40	30	4000-2000	240-120	10	72	1 ¼"	1600x980x1350	590
5315316	CIERZO SCR 40-C VV			3470-1735	208,2-104,1	13				
5325315	CIERZO SCR 50-B VV	50	37	5200-2600	312-156	10	72	1 ¼"	1600x980x1350	640
5325316	CIERZO SCR 50-C VV			4580-2290	274,8-137,4	13				

CIERZO SCR DIRECT DRIVE 1:1 INVERTER

8 bar | 10 bar | 13 bar | 400 V | 50 Hz

Code	Model	HP	Kw	l/m (max-min)	m³/h (max-min)	bar	dB (A)	BSP	LxWxH mm	Kg
5335314	CIERZO SCR 60-A VV	60	45	7200-3600	432-216	8	72	1 ½"	1750x1050x1520	904
5335315	CIERZO SCR 60-B VV			6120-3060	367,2-183,6	10				
5335316	CIERZO SCR 60-C VV			5710-2855	342,6-171,3	13				
5345314	CIERZO SCR 75-A VV	75	55	9250-4625	555 - 277,5	8	72	1 ½"	1750x1050x1520	1.005
5345315	CIERZO SCR 75-B VV			7530-3765	451,8-225,9	10				
5345316	CIERZO SCR 75-C VV			6590-3295	395,4-197,7	13				
5355314	CIERZO SCR 100-A VV	100	75	12300-6150	792 - 396	8	72	2"	1960x1100x1620	1.250
5355315	CIERZO SCR 100-B VV			10700-5350	642-321	10				
5355316	CIERZO SCR 100-C VV			9100-4550	546-273	13				

BANDAMA

BANDAMA screw compressors incorporate the latest technological advances and guarantee a constant supply of high quality compressed air at higher working pressures, servicing laser cutting machinery. Their small footprint minimises the space required for installation.

RELIABILITY AND ENERGY SAVINGS

The design of this equipment ensures easy access to service points and the reduced number of moving parts further improves maintenance costs. Belt-driven with built-in automatic tensioner ensures correct transmission at high pressures.

They incorporate a permanent magnet motor to adapt to the real demand of consumption, providing constant efficiency and torque, which allows to lower revolutions much more than an ordinary induction motor, managing with greater precision the existing air demand in the installation, and getting the maximum performance from the variable speed systems. Also, as one of the main advantages, they have lower starting currents, reducing the heating of the entire electrical circuit and allowing a greater number of starts and stops.

Permanent magnet motor

BANDAMA
INVERTER

16 bar | 400 V | 50 Hz

Code	Model	HP	Kw	l/m	m³/h	bar	dB (A)	BSP	LxWxH mm	Kg
5252001	BANDAMA 15	15	11	810-405	48,6-24,3	16	69	1"	950x880x1030	240
5262001	BANDAMA 20	20	15	1120-560	67,2-33,6	16	69	1"	950x880x1030	250
5302001	BANDAMA 30	30	22	2050-1025	123-61,5	16	70	1"	1050x1000x1170	460

MAIN CHARACTERISTICS:

- INVERTER technology.
- Compact, robust, reliable and soundproofed screw compressor.
- Easy accessibility. Economical maintenance.
- Emergency stop button.

- TOUCH CONTROL BOARD (1) incorporating:

+ Rotor rotation direction control.
+ Temperature measurement and control.
+ Possibility of remote or local control.
+ Language selection (Spanish/English).
+ Multicontrol function (up to 16 compressors).
+ Protection system against blocking,

phase failure, short circuits, unbalance and electric motor overload.

overload of the electric motor.

+ Control menu: start, stop and operation of the motor.
+ Time programming (calendar).
+ Programming by pressure.
+ SCADA integration.

In the case of a complete compressor installation with air treatment, the unit would consist of a BANDAMA compressor, SCC series cyclone condensate separator, accumulator tank, FEP series particle separator filter and EDS series refrigeration dryer with by-pass.

BANDAMA SET

16 bar | 400 V | 50 Hz

5256001	BANDAMA PM 15 + Separator SCC-1000 + Vertical tank 1000 litres 16 bar + Filter FEP-FES-FEX 1200 + Dryer EDS2-1800
5266001	BANDAMA PM 20 + Separator SCC-3000 + Vertical tank 1000 litres 16 bar + Filter FEP-FES-FEX 1800 + Dryer EDS2-1800
5306001	BANDAMA PM 30 + Separator SCC-3000 + Vertical tank 1000 litres 16 bar + Filter FEP-FES-FEX 3000 + Dryer EDS2-2400

By-pass, purges and connection hoses included.

CIERZO SCREW GAC-S EXTENDED WARRANTY

Reliability and confidence: Extended Warranty program

From **Compresores JOSVAL** we put at your disposal available the modality: **CIERZO SCREW GAC-S EXTENDED WARRANTY.**

4 years warranty on CIERZO SCR screw compressor ranges.

No additional cost

Unlimited hours

All-inclusive first year*

FIRST AND SECOND YEAR:

Engine

Oil separator tank

Radiator

Variable speed drive

FOR 4 YEARS:

Rotor

Electronic control board

*Except consumables and electrical equipment.

Ask your distributor about Compresores Josval warranty plans.

ENERGY+ SERIES OILS

ENERGY+ series oils are formulated with high quality base oils and performance enhancing additives which increase oxidation resistance and ensure good wear and corrosion protection. ENERGY+ series oils offer unbeatable value for the money.

Availability: 5 litres jug and 208 litres drum.

FORTE SERIES OILS

FORTE series oils are high quality mineral base oils designed to meet the most stringent requirements of our customers. They are formulated with high performance additives which provide an excellent wear and corrosion protection, reduce maintenance costs and enhance equipment life and performance.

Compresores JOSVAL, as the manufacturer, recommends using FORTE series oils in demanding environments.

Availability: 5 litres jug

FOOD GRADE SERIES OILS

NSF H1 approved oils are for screw and piston compressors, and are suitable for certain clinical and food applications.

Availability: 20 litres drum.

MAINTENANCE INTERVALS FOR SCREW COMPRESSORS

Operation	Every 500 hours	Every 2.000 hours or annually	Every 4.000 hours	Every 10.000 hours or each 2 years
Oil filter replacement	●	●	●	
Oil replacement	●	●	●	
Oil filter cartridge replacement	●	●	●	
Air-oil separator filter replacement			●	
Belt replacement *			●	
Coupling star replacement *				●
Air pre-filters replacement				●

SPECIAL APPLICATIONS

There are several applications of compressed air that require a compressor with special features, such as pressure higher than 15 bar or breathable air among many other examples.

The special appliacions range incorporates reliable and versatile solutions for markets where the product quality is a priority.

TRINKEN

THORDÖN

AQUATIC

IDEAL FOR APPLICATIONS LIKE:

TRINKEN

Air compressors developed to dispense drinks with KeyKeg barrels.

Compressed air replaces CO2, which being oilfree guarantees high air quality.

Minimal and economic maintenance.

Small dimensions and simple placing.

Silent operation for the best comfort in the work environment.

FEATURES

- Compact, lightwight and silent.
- Equipped with handle for easy transport and handling.
- Without oil.
- Built in pressure regulator.
- Designed for use with KeyKeg barrels.
- Automatic thermal protection.
- Quick-connect coupling.
- Stainless steel finishing (TRINKEN 2 model).

TRINKEN 2:

Allows 2 taps to be used simultaneously.

TRINKEN 6:

Allows the simultaneous use of 6 taps and the connection of up to 16 barrels.

TRINKEN

Code	Model	HP	Kw	V	H	l/m	m³/h	bar	Lts	dB (A)	LxWxH mm	Kg
5001015	TRINKEN-2	0,15	0,11	220	50	12	0,72	3,5	-	55	320x230x250	6
5001095	TRINKEN-6	0,95	0,70	220	50/60	90	5,4	7	6	58	580x230x530	26

THORDÖN

THORDÖN, high power with maximum portability.

THORDÖN was born from the need to have a higher pressure in different locations, without the need to move it from one location to another. Extremely light and at the same time versatile, since it can be used simultaneously at both 30 bar and 10 bar, making it a portable compressed air station.

SINGLE PHASE

30 bar | 230 V | 50 Hz

Code	Model	HP	Kw	Lts	l/m	m³/h	bar	r.p.m.	dB (A)	LxWxH mm	Kg
5083037	THORDÖN 130M	2,2	1,6	20	130	7,8	30	1400	72	800x600x1000	56

Air hose kit 30 bar optional.
Cod. 57437011200

Male quick coupling 1/4" 30 bar optional.
Cod. 57437012020

Quick connect male plug 1/4" 30 bar optional.
Cod. 57437012010

Air flow according to ISO 1217.
Noise level as CAGI-PNEUROP, measured in the open air, at a distance of 1 meter.

FEATURES

- Compact, lightweight and portable.
- Easy transport and handling.
- Without oil.
- Direct drive.
- Operation at low R.P.M.
- Automatic thermal protection.
- Simultaneous operation up to 10 bar or high pressure up to 30 bar.
- Double pressure reducer
- Versatile, up to 4 simultaneous connection (2x10 bar and 2x30 bar quick couplings).

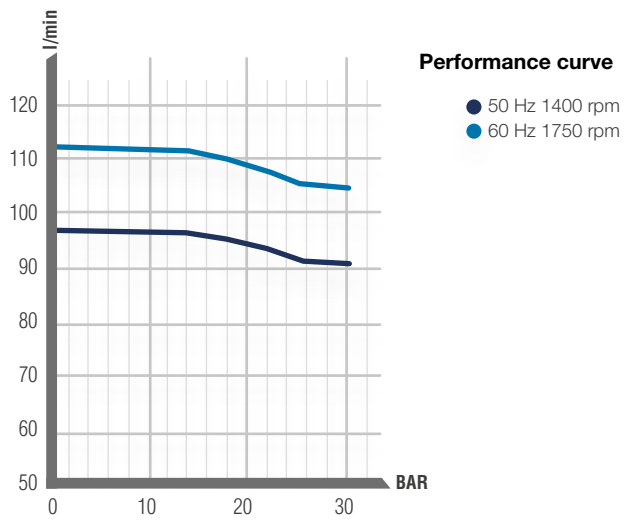

AQUATIC

AQUATIC series breathing air compressors are compact and lightweight. Very easy to use, robust and highly resistant to corrosion, these are specially designed for mining, firefighting, scuba diving, and for clubs or independent divers, for example.

AQUATIC 100

Air flow according to ISO 1217.

Noise level as CAGI-PNEUROP, measured in the open air, at a distance of 1 meter.

SINGLE PHASE

230 V

Code	Model	HP	Kw	l/min	m³/h	bar	r.p.m.	dB (A)	LxWxH mm	Kg
5093002	AQUATIC 100M	3	2,2	100	6	225	2100	79	800x600x580	51
5093003	AQUATIC 100M/A*	3	2,2	100	6	225	2100	79	800x600x580	51

*A: automatic switch on/off

THREE-PHASE

230 V 400 V

Code	Model	HP	Kw	l/min	m³/h	bar	r.p.m.	dB (A)	LxWxH mm	Kg
5203002	AQUATIC 100	4	3	100	6	225	2100	79	800x600x580	42
5203003	AQUATIC 100/A*	4	3	100	6	225	2100	79	800x600x580	42

*A: automatic switch on/off

PETROL

Code	Model	HP	Kw	l/min	m³/h	bar	r.p.m.	dB (A)	LxWxH mm	Kg
5217002	AQUATIC 100G	6	4,2	100	6	225	2100	84	800x600x580	42
5217003	AQUATIC 100G/A*	6	4,2	100	6	225	2100	84	800x600x580	42

*A: automatic switch on/off

FEATURES

- Autonomous compressor.
- Compact, lightweight and portable.
- Easy to use.
- High-end corrosion resistant.
- ATL System air purification.
- Breathable air according to regulations:

UNE EN 12021:2014 - ANSI/CGA E-Z180.

OTHER MODELS AVAILABLE:

- 330 bar vesion.
- Double pressure version (two filling devices, 225 and 330 bar).
- Trolley version.
- Other models like aquatic home, recreational pur-suit, industrials are available on request.

AQUATIC 100G

AIR TREATMENT

A direct supply of compressed air from the compressor to your company's network can lead to several technical and economical problems. Both the pneumatic installation and the machinery of your company require a good enough air quality to extend the useful life of the equipment and its components.

By choosing the right air treatment solutions your company gets the following benefits:

1. Extend the useful life of your machinery and tools.
2. Prevent rust formation in your compressed air network.
3. Improve the energy efficiency of your equipment.
4. Lower maintenance costs.

For these reasons, you should always let the experts in co pressed air advise you on how to improve your compressed air system to avoid unnecessary costs for your business.

CYCLONE SEPARATORS

TANKS

REFRIGERANT DRYERS

FILTERS

CONDENSATE SEPARATORS

ACCESORIES

CYCLONE SEPARATORS

Cyclone condensate separators are designed to separate solids, liquids and aerosols from compressed air. They operate by centrifugal force, and these residues accumulate at the bottom of the container and must be subsequently purged.

SCC - CYCLONE SEPARATORS

Code	Model	l/m	m³/h	bar	BSP	Kg
5657100	SCC-1000	1000	60	16	1/2”	0,6
5657300	SCC-3000	3000	180	16	3/4”	0,7
5657500	SCC-5000	5000	300	16	1”	1,1
5657950	SCC-9500	9500	570	16	1 ½”	1,3
5658165	SCC-16500	16500	990	16	2”	3,6

RECOMMENDED AND OPTIONAL

ELECTRONIC TIMED STEAM TRAP

Code	bar	BSP
5654020	16	1/2"

AUTOMATIC CONDENSATE DRAINER

Code 5679701

TANKS

All our standard horizontal and vertical tanks are equipped with pressure gauge, safety valve and drain cock.

Manufactured according to European directives 2014/68/EU and 2014/29/EU.

We recommend purging the tank weekly or installing an automatic drain to ensure the absence of water inside the tank.

VERTICAL TANKS

11 bar | 15 bar

Code	Model	Lts	bar	BSP (In-Out)	LxWxH mm	Kg
5590199	DV 270	270	11	1”	490x490x1660	65
5590219	DV 500	500	11	1”	600x600x2040	123
5590259	DV 1000	1000	11	2”	850x850x2200	195
5590269	DV 2000	2000	11	2”	1150x1150x2350	375
5591199	DV 300	300	15	1"	490x490x1660	80
5591219	DV 500	500	15	1"	600x600x2040	154
5591259	DV 1000	1000	16	2"	850x850x2200	315
5591269	DV 2000	2000	16	2"	1150x1150x2350	490

*Other volumes and/or pressures on request.

COMPAC REFRIGERANT DRYERS

RECOMMENDED AND OPTIONAL

KIT BY-PASS SECADOR M COMPAC BE

Code	BSP
569000 BE 010	1/2"
569000 BE 011	3/4"
569000 BE 012	1"
569000 BE 013	2"

The refrigeration dryers of the **CIERZO M COMPAC BE** series represent the optimal solution for those who require moisture removal in a pneumatic installation, whatever the air demand.

They have been designed for maximum reliability and performance, as well as very good accessibility for easy inspection and maintenance.

FEATURES

- Compact and ergonomic design.
- 3ºC Pressure dew point.
- Very low pressure drop.
- Sound and light alarm output for compressed air refrigeration dryer incidents.
- Manual condensate discharge by pressing the on/off button twice.
- Integrated signal output for external alarm (24 V signal).
- Inlet and outlet filters included in all models.

CIERZO M COMPAC BE DRYERS

16 bar

Code	Model	l/m	m³/h	Kw	Vol/Ph/Hz	bar	BSP	LxWxH mm	Kg
5690009BE	Cierzo M Compac BE-900	900	54	0,38	230/1/50-60	16	½"	378x483,6x714,7	30
5690018BE	Cierzo M Compac BE-1800	1800	108	0,38	230/1/50-60	16	½"	378x483,6x714,7	30
5690026BE	Cierzo M Compac BE-2600	2600	156	0,65	230/1/50-60	16	1"	378x483,6x714,7	46
5690037BE	Cierzo M Compac BE-3700	3700	222	0,65	230/1/50-60	16	1"	411,4x548,6x855	47
5690055BE	Cierzo M Compac BE-5500	5500	330	1,27	230/1/50-60	16	1 ½"	460x718,6x920	64
5690085BE	Cierzo M Compac BE-8500	8500	510	1,45	230/1/50-60	16	1 ½"	460x718,6x920	86
5690110BE	Cierzo M Compac BE-11000	11000	660	1,65	230/1/50-60	16	2"	685,5x902,2x1043,2	96
5690170BE	Cierzo M Compac BE-17000	17000	1020	2,1	230/1/50-60	16	2"	660x926,8x1054,6	230

Other flow rates and/or voltages are available upon request.

FEP: removes solid particles down to 5 microns, including liquids, emulsions and oil particles.

FES and FEX: use the coalescence principle, suitable for removing solid particles down to 0.01 micron and up to 0.01 mg/m3 of residual oil.

FEZ: activated carbon filter that through the adsorption process attracts all odors and vapors remaining after the oil removal process.

RECOMMENDED AND OPTIONAL

Saturation indicator:

It marks the need for replacement of the cartridge.

Available in a version with differential pressure gauge.

Code: 5679702

Automatic condensate drain:

Code 5679701

FILTERS

16 bar

l/m	m³/h	Code	Pre-filters FEP Particles>5µ	Code	Interception FES Particles>1µ	Code	Interception FEX Particles>0,01µ	Code	Activated carbon FEZ Particles>0,003µ	BSP
1170	70	5676012	FEP-1200	5677012	FES-1200	5678012	FEX-1200	5679012	FEZ-1200	1/2"
1800	108	5676018	FEP-1800	5677018	FES-1800	5678018	FEX-1800	5679018	FEZ-1800	3/4"
3400	204	5676034	FEP-3400	5677034	FES-3400	5678034	FEX-3400	5679034	FEZ-3400	1”
7200	432	5676072	FEP-7200	5677072	FES-7200	5678072	FEX-7200	5679072	FEZ-7200	1 ½”
12800	770	5676128	FEP-12800	5677128	FES-12800	5678128	FEX-12800	5679128	FEZ-12800	2”
16500	990	5676165	FEP-16500	5677165	FES-16500	5678165	FEX-16500	5679165	FEZ-16500	2”
28000	1680	5676280	FEP-28000	5677280	FES-28000	5678280	FEX-28000	5679280	FEZ-28000	3"

* Higher Flow rates filters, on request.

CONDENSATE SEPARATORS

JOSVAL's range of SC oil/water separators separate oil from condensate generated by compressed air systems, thanks to a multi-stage process.

Valid for the removal of the following types of oil:

1. mineral oils.
2. Synthetic oils.
3. Condensate emulsions.
4. Polyglycol (consult applications and availability).

Compliance with environmental legislation, health and safety requirements according to standards: 91/271/EEC, 91/676/EEC and 2014/30/EC.

SC - CONDENSATE SEPARATORS

Code	Model	l/m	m³/h	BSP (In-Out)	LxWxH mm	Kg
5656210	SC-1	2000	120	1/2”-1/2"	250x250x250	3,5
5656220	SC-2	5000	300	1/2” -1/2”	530x200x700	11,5
5656230	SC-3	9000	540	(2x)1/2”-1/2”	730x300x960	27,5
5656240	SC-4	18000	1080	(2x)1/2”-1/2”	730x300x960	32
5656250	SC-5	30000	1800	(2x)3/4”-3/4”	1100x450x1340	83
5656260	SC-6	60000	3600	(2x)3/4”-3/4”	1100x450x1340	93

ACCESORIES

POLYURETHANE SPIRAL WITH ROTATING FITTINGS

Code	mm	Length (m)	BSP
9052156	5x8	6	1/4"
9052159	5x8	9	1/4"
9052166	6,5x10	6	1/4"
9052169	6,5x10	9	1/4"
9052165	6,5x10	15	1/4"
9052189	8x12	9	1/4"
9052185	8x12	15	1/4"

MALE - MALE CONNECTION HOSES

Code	Length (mm)	Connection (BSP)
759 006 3	1500	3/8" x 1/2"
759 005 5	500	3/8" x 3/4"
759 006 5	1500	1/2" x 3/4"
759 005 6	1500	1/2" x 1/2"
759 005 7	1500	1/2" x 1"
759 006 7	2500	1/2" x 1"
759 006 0	1500	3/4" x 3/4"
759 005 8	1500	3/4" x 1"
759 006 8	2500	3/4" x 1"
759 005 9	1500	1" x 1"
759 006 9	2500	1" x 1"
759 007 1	1500	1" x 1.1/4"
759 007 2	1500	1.1/4" x 2"
759 006 1	1500	1.1/2" x 1.1/2"
759 006 4	1500	1.1/2" x 2"
759 006 2	1500	2" x 2"

MALE - MALE HIGH TEMPERATURE CONNECTION HOSES

Code	Length (mm)	Connection (BSP)
759 005 61	1500	1/2"
759 006 01	1500	3/4"
759 005 91	1500	1"

AUTOMATIC HOSE REEL

Code	mm	Length (m)	Measures (mm)	Weight (kg)
9052010	8x12	10+1	295x165x330	4
9052015	9,5x16	15+1,5	440x225x410	8
9052020	9,5x16	20+2	440x225x410	8

Work pressure: 8 bar
Conection (BSP): 1/4" male (plugs are not included).
Adjustable metal fixing support.

FILTER REGULATOR (F+R)

Code	Connection (BSP)	Regulation	Flow (l/m)	Filtration (µ)
5630527	1/8"	0-12 bar	850	20
5630521	1/4"	0-12 bar	850	20
5630523	3/8"	0-12 bar	2600	20
5630525	1/2"	0-12 bar	2600	20
5630526	1"	0-12 bar	12000	20

Pressure gauge not included

FILTER REGULATOR+ LUBRICATOR (F+R+L)

Code	Connection (BSP)	Regulation	Flow (l/m)	Filtration (µ)
5631065	1/8"	0-12 bar	700	20
5631014	1/4"	0-12 bar	700	20
5631020	3/8"	0-12 bar	2500	20
5631030	1/2"	0-12 bar	2500	20
5631050	1"	0-12 bar	10000	20

Pressure gauge not included

MANOMETER

Code	Connection (BSP)	Scale (bar)	Ø (mm)	Thread
5630930	1/8"	0-16 bar	50	Posterior

DIY KIT 6 ELEMENTS CJ-06

- Wheel inflator with universal connector.
- Blower with universal connector.
- Set of three inflation nozzles.
- 6 meters spiral with plug and universal connector.

DIY KIT 6 ELEMENTS CJ-06

Code	Descripción
9112009	Kit 6 elementos CJ-06

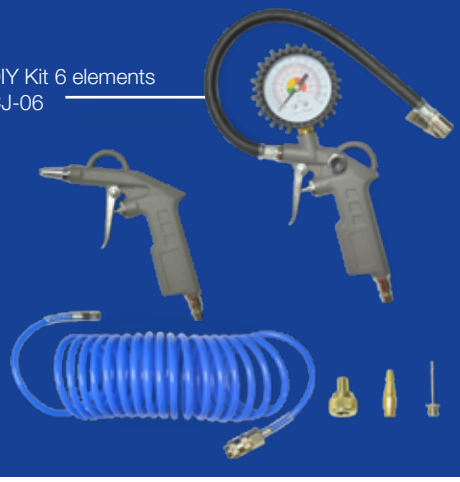

DIY Kit 6 elements CJ-06

DIY KIT 5 ELEMENTS CJ

- Airbrush (gravity or suction) with universal connector.
- Blower with universal connector.
- Wheel inflator with universal connector.
- Oil gun with universal connector.
- 6 meters spiral with plug and universal connector.

DIY KIT 5 ELEMENTS CJ

Code	Descripción
9112005	Kit Gravedad CJ-05
9112007	Kit Succión CJ-05

Gravity kit CJ-05

Suction kit CJ-05

ALL CONTROL AVAILABLE - TOUCH CONTROL BOARD

Control system and Human Machine Interface (HMI) intregated in a 7” controller. The graphical representation of the system operation is easy, intuitive and versatile, offering values of more than 100 different parameters and, at the same time, allowing to easily consult the most representative values of the process (pressure, temperature, operating time, etc...). The touch controller also allows the INVERTER device to be operated, combining the entire compressor operation into a single control.

In addition to these operating functions, it offers the ability to operate in a MULTICONTROL function (up to 16 connected devices), and the ability to program its operation using its programmable internal clock, distinguishing between hours and days of the week.

The connectivity of the equipment allows communication with other equipment by means of MODBUS II protocol, being possible the remote control and visualization of the pressure equipment, both remotely (connection via TCP/IP) and locally (connection via common COM port). The data obtained through the MODBUS II protocol is easily integrated into SCADA systems, making it possible for our compressors to interact with other equipment present in an industry, allowing the management of an industrial plant in an integral manner.

ABREGO - CONTROL AND DATA ACQUISITION SOFTWARE

(OPTIONAL)

The ABREGO software allows compressors to be operated remotely in a simple and intuitive way. Thanks to its graphical interface, ABREGO allows an easy control of our compressors being able to operate in the equipment with high capacity of operation. Combined with management functions, it offers the necessary safety in industrial processes, where the correct interpretation of commands from the control station is crucial.

From Compresores JOSVAL we bet for ABREGO as a response to the increasing automation dominant in nowadays' market, and to the relocation of control centers with respect to production centers, offering in this way, the possibility of operating from a distance.

FEATURES

- Possibility of displaying the selected parameters.
- Ability to operate on the equipment from the program.
- Ability to customize and adapt to customer needs.
- Capacity to create alarms and logs as required.

ONE STEP AHEAD

Compresores JOSVAL has the latest technology in remote control and management of pre sure equipment, both remotely and locally. With equipment such as the touch screen, parameters such as pressures, temperatures, maintenance, alarms, etc. can be easily managed.

GENERAL WARRANTY CONDITIONS

The warranty refers only to the faults or defects that may be attributable to the manufacturer, its period of validity being for 1 year from the date of sale of the machine.

The warranty does not cover any damages due to incorrect installation or improper maintenance of the equipment, which we have not addressed in the instructions expressed in the manufacturer's manual.

The warranty is declared null with any modification made to the compressor without the express permission of JOSVAL, and also, the use of non-original JOSVAL parts will result in the loss of warranty.

Not included in the warranty are the replacement of parts and materials due to wear or supplies (maintenance), as well as motors or other electrical/electronic components and electrical/electronic equipment.

Warranty claims must be filed immediately after the defect is observed, with a detailed written report of the defect.

All cost incurred by demands of the warranty which prove to be irrelevant, shall be assumed by the buyer.

Repairs covered by the warranty will be provided in our facilities, being that all costs associated with travel or transport are incurred by the customer.

Damaged parts or faulty items should be sent with postage paid to JOSVAL, who will then consider and determine whether or not the warranty claim is valid.

JOSVAL, when fulfilling a warranty claim, will decide to repair the defects or replace defective parts.

The parts replaced under warranty have a validity period of 4 months following their replacement.

This warranty excludes any condition that has not been expressly given.

AIR QUALITY (classification acording to ISO 8573.1)

Useful info

CLASS	SOLIDS		WATER	OIL
	Max. Particle Size (micron)	Max. Solids Concen-tration (mg/m³)	Max. PDP 7 bar (°C)	Max. Oil Content (mg/m³)
1	0,1	0,1	-70	0,01
2	1	1	-40	0,1
3	5	5	-20	1
4	15	8	+3	5
5	40	10	+7	25
6	-	-	+10	-

EXAMPLE: Selecting an air purity class of **1, 2, 1** would specify the following conditions:

1 = solids filtration up to 0,1 micron and 0,1 mg/m³

2 = pressure dewpoint (PDP) of -40°C

1 = oil filtration up to 0,01 mg/m³

This case would refer to the air in touch with food or packaging in touch with food.

ISO 9001 - QUALITY MANAGEMENT SYSTEM CERTIFICATION

Certificado ES04/0608

SGS

El sistema de gestión de

COMPRESORES JOSVAL, S.L.

Pol. Ind. Malpica, Calle F, 50, 50016 Zaragoza

ha sido evaluado y certificado que cumple con los requisitos de

ISO 9001:2015

Para las siguientes actividades
Diseño, fabricación, comercialización y servicio postventa de compresores de pistón y tornillo, depósitos para aire comprimido y cabezales.
Distribución y servicio posventa de equipos de tratamiento de aire comprimido.

Este certificado es válido desde 14 de septiembre de 2022 hasta 14 de septiembre de 2025 y su validez está sujeta al resultado satisfactorio de las auditorías de seguimiento.
Edición 10. Certificada con SGS desde 14 de septiembre de 2004.
Actividades certificadas realizadas por emplazamientos adicionales enumerados en las páginas siguientes.

SGS International Certification Services Iberica, S.A.U.
C/Trespaderne, 29. 28042 Madrid. España
t +34 91 213 81 15 - www.sgs.com

SGS IAF ENAC

Página 1 / 2

COMPRESORES JOSVAL

Desde 1.958

HEADQUARTERS

Pol. Ind. Malpica, c/ F, 50
50016 Zaragoza (España)
Tel. +34 976 57 14 26
info@compresoresjosval.com

LOGISTICS CENTRE

Pol. Ind. Malpica, c/ E, Nave 36
50016 Zaragoza (España)
info@compresoresjosval.com

CENTRE

Calle Mar Tirreno 8, Nave A-4
28830 San Fernando de Henares
centro@compresoresjosval.com

CATALUÑA

Pol. Ind. A7 Llinars Park Avda. del Mogent 238-
240 08450 Llinars del Valles
ventascatalunya@compresoresjosval.com

www.compresoresjosval.com

AIR ATTRACTION JVL